

Jesus' Friends Praised Him

Luke 19:28-40

Bible story

It was time for a special celebration in Jerusalem. Many people were hurrying down the road. Some of these people had heard Jesus preach and had seen him heal people who were sick.

Soon the people heard a slow clippety clop, clippety clop, clippety clop. Jesus was riding on a donkey! His disciples were walking beside Him.

Jesus' friends wanted Him to know how much they loved Him. The friends hurried along the road. Some friends took big branches off of nearby palm trees and spread the branches on the road in front of the donkey.

Other friends waved the palm branches in the air. (Show picture 19-7.) "Hosanna! Hosanna!" everyone shouted. Even the boys and girls shouted, "Hosanna!" and sang happy praise songs to Jesus.

The people were very happy to see Jesus. He had done. They wanted to praise Jesus for His love and care.

Jesus is in Heaven now, but He still loves boys and girls. And Jesus loves to hear children sing to Him!

Talk about the story

Have the children take turns pointing to Jesus, the donkey, the children, and the palm branches in picture 19-7.

Ask: What is Jesus doing? (Riding on a donkey.)

Ask: What did the people do with the palm branches? (Waved them in the air or spread them on the road.)

Ask: What special praise word did the grown-ups and children shout? (Hosanna!)

Action rhyme

When Jesus came riding to town one day,

(Gallop as if riding on a donkey.)

The people were happy to see Him, I'll say!


(Clap hands.)

They waved their palm branches and sang to Him too.

(Pretend to wave branches.)

The people loved Jesus, and I do. Do you?

(Point to self, then to others.)

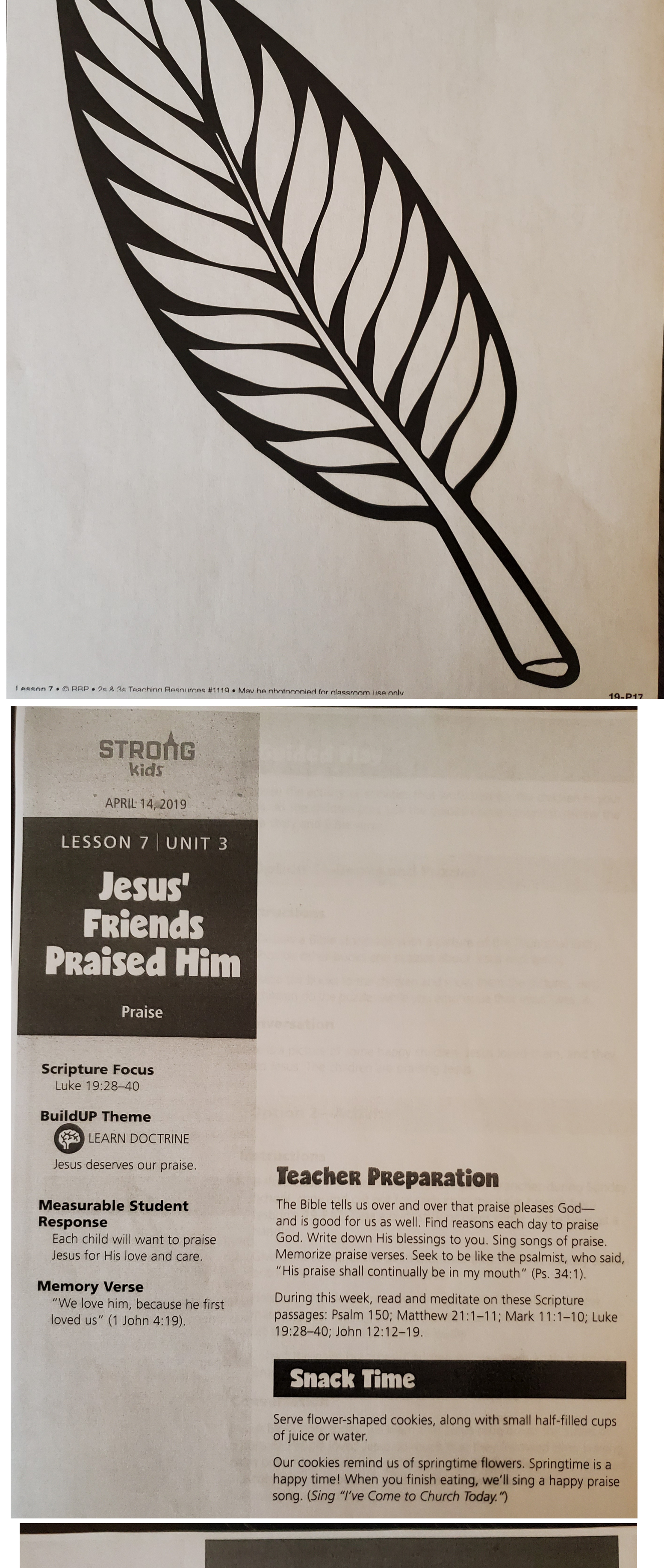


Lesson 7

Jesus' Friends Praised Him



Name _____



Lesson 7 • © BSB • 2x 8 1/2 Teaching Resources #1110 • May be photocopied for classroom use only 19-P17

STRONG
kids

APRIL 14, 2019

LESSON 7 | UNIT 3

Jesus' Friends Praised Him

Praise

Scripture Focus

Luke 19:28-40

BuildUP Theme

LEARN DOCTRINE

Jesus deserves our praise.

Measurable Student Response

Each child will want to praise Jesus for His love and care.

Memory Verse

"We love him, because he first loved us" (1 John 4:19).

Teacher Preparation

The Bible tells us over and over that praise pleases God—and is good for us as well. Find reasons each day to praise God. Write down His blessings to you. Sing songs of praise. Memorize praise verses. Seek to be like the psalmist, who said, "His praise shall continually be in my mouth" (Ps. 34:1).

During this week, read and meditate on these Scripture passages: Psalm 150; Matthew 21:1-11; Mark 11:1-10; Luke 19:28-40; John 12:12-19.

Snack Time

Serve flower-shaped cookies, along with small half-filled cups of juice or water.

Our cookies remind us of springtime flowers. Springtime is a happy time! When you finish eating, we'll sing a happy praise song. (Sing "I've Come to Church Today.")

Guided Play

Choose the activity or activities that work best for the children in your class. As the children play, use the guided conversations to review the Bible story and Bible verse.

Option 1—Books and Puzzles

Instructions

1. Display a Bible storybook with a picture of the Triumphal Entry. Provide the other books and puzzles about Jesus and spring.
2. Read the books to the children and show them the pictures. Help children do the puzzles while you emphasize that Jesus loves us.

Conversation

Here is a picture of some happy children. Jesus loved them, and they loved Jesus. The children are praising Jesus.


Option 2—Activity

Instructions


1. Before class: If children did not make palm branches during Sunday School, copy and cut out for each child the palm branch from resource 19-P17. Tape a craft stick or paint stirrer to the back as a handle.
2. Give children either the palm branches they made in Sunday School or the ones you made before class.
3. Help one child lead the others in a parade. The children follow, marching and waving their palm branches and saying, "Hosanna!" Let each child take a turn as the leader.
4. Collect the palm branches. Children will use them again in Story Time.

Conversation

In our Bible story today, we learn that Jesus rode down the street on a donkey. People loved Jesus so much that they followed Him, waving palm branches and shouting, "Hosanna!" The people probably looked like they were in a parade! Let's pretend to walk down the street, following Jesus and saying, "Hosanna!"



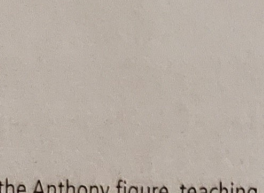
"God Is So Good"



19-7

"Praising Jesus"

"Oh, How I Love Jesus"



love

Story Time

Sing

Let's sing a song about God loving us and caring for us. (Sing "God Is So Good.")

Bible Story Review

Jesus' Friends Praised Him (Luke 19:28-40)

When Jesus was here on earth, His friends loved Him and praised Him. One day there was a special celebration in Jerusalem. Jesus rode into the city on a donkey. (Children point to the donkey in picture 19-7.) The people sang a special praise word: "Hosanna." Can you say that word with me? (Repeat the word two or three times.) What did the grown-ups and children wave in the air? (Give children the palm branches from Guided Play.) Show me how you wave a palm branch.

Recite

Recite the action rhyme "Praising Jesus" to further review the story. Repeat the lines two times and then encourage the children to do the actions with you and to wave their palm branches when indicated.

Sing

We can show our love to Jesus by singing. We can tell Jesus we love Him. (Sing "Oh, How I Love Jesus.")

Memory Builder

"We love him, because he first loved us" (1 John 4:19).

The song we just sang sounds like our Bible verse today. (Read from your open Bible.) "We love him, because he first loved us" (1 John 4:19). The words "him" and "he" mean Jesus. Jesus loves us, and we love Him. (Repeat the verse with the motions two or three times.)

"We (Point to self.)

love (Sign "love.")

him, (Point up.)

because he (Point up.)

first loved (Sign "love.")

us." (Point to self.)

Pray

Let's thank God that Jesus loves us.

Encourage proper prayer-time behavior. Pray briefly, thanking God that Jesus loves us.

Story

Anthony Sings to Jesus

One of the things Anthony liked best in Sunday School was singing. He loved to sing! One day Mrs. Jones, Anthony's Sunday School teacher, told the story about Jesus' friends singing to Him. "Jesus likes to hear boys and girls today sing too," said Mrs. Jones.

That made Anthony happy. He was glad Jesus liked to hear him sing.

"Today," Mrs. Jones said, "Pastor McKee would like you children to come to the morning service. We will be there for only a little while. Pastor McKee wants us to sing a special song for the grown-ups."

Anthony and the other children practiced the song several times. It was one of Anthony's favorite songs that his class sang.

Mrs. Jones said, "I will give you each a palm branch. When you sing for the grown-ups, you can wave your palm branches and pretend you are the Bible-time children who sang to Jesus." (Place palm branch cling in Anthony's hand.)

Soon the service started. Anthony and his friends walked up to the platform and stood together. (Show picture 19-15.)

Anthony sang his very best. He loved Jesus and was glad to sing for Him.

Sing

Let's sing a song of praise to Jesus. (Give children the palm branches from Guided Play.) You can wave your palm branches as you sing—just like Anthony did! (Sing "God Is So Good.")

Activity Time

Instructions

1. Copy resource 19-P19 (I Can Praise God Too) for each child. Copy and cut out one palm branch from resource 19-P18 (small branches) for each child. For resource 19-P18, you could copy the color version

on white paper, copy the black-and-white version on green paper, or trace the palm branches on green self-adhesive craft foam.

2. Give each child a copy of resource 19-P19. Children color the picture and glue or stick the palm branch in place.

Conversation

Boys and girls today can praise Jesus too. Let's color a picture that will remind us of the Bible story.

Closing Time

Group Activity

When we're happy, we might clap our hands. I imagine some of the children clapped their hands when they saw Jesus riding on the donkey. We are happy today. Let's play a clapping game.

Clap a short rhythm, such as clap-clap, clap-clap. Have the children copy the rhythm. When they can copy the rhythm, clap a new rhythm for the children to copy. Continue clapping rhythms until all the parents have arrived for their children.

Gather the children's belongings and take-home items, including a palm branch from Sunday School or Junior Church and today's take-home card. Be ready to greet the parents as they arrive. Thank children for coming to church today, and let them know you will look for them next Sunday.

