

LESSON 8 | UNIT 3

Jesus Lives!

Jesus' resurrection

Scripture Focus

Matthew 28:1-8

BuildUP Theme



BELIEVE THE GOSPEL



LEARN DOCTRINE

Jesus is living today as our Savior.

Measurable Student Response

Each child will praise God that Jesus is living.

Memory Verse

"He is not here: for he is risen"
(Matthew 28:6).


Teacher Preparation

John 3:16 tells us that God loves us so much that He sent His only Son to die for us. Jesus said, "As the Father hath loved me, so have I loved you" (John 15:9). Show your class this same progression of love. God loved His Son. The Son loved His Father, obeyed Him, and showed love to others. Now the children in your class can know that God loves them.

During this week, read the gospel accounts of the Resurrection: Matthew 28:1-10; Mark 16:1-8; Luke 24:1-12; John 20:1-18.

Snack Time

Before class, make tomb cookies. Bake plain chocolate cookies about 2½" in diameter, as well as an equal amount of plain chocolate cookies the size of a quarter. When the cookies are cool, outline an entryway with white frosting. Then use white frosting to attach the small cookie to the side of the entryway, making the stone.



Ask one or two children to distribute napkins. (You may want to use pastel colors or floral napkins today, but avoid bunnies, chicks, and eggs.) Serve the tomb cookies and small half-filled cups of juice or water.

We have special cookies today. What do you think they look like? (*Help children identify the door and the stone.*) When some ladies went to the tomb, they saw an angel. The angel told them Jesus had risen; He is alive. Let's thank God for our snack and thank Him that Jesus is alive.

Molly was ready for Sunday School **and church**. (*Show Molly figure with dress cling in place.*) She was so excited! Today was Sunday. Molly had decided Sunday was her favorite day.

"It looks like we're ready to leave," **Daddy** said. "Do we have everything we need?"

"We're ready," said Mommy. "Remember," Mommy said to Molly, "I'll come get you right after Sunday School. All the three-year-olds are going to sit in the grown-up church service for the special music program."

After Sunday School Molly sat with her mommy and daddy. She listened carefully to the music. She heard the choir sing the words of the Bible verse she had learned in Sunday School: "He is not here. He has risen." Molly remembered that the word "risen" means "alive."

When her family got home from church, Molly changed her clothes. (*Remove dress cling.*)

"Mommy," Molly asked, "is it Sunday all day?"

"It sure is," her mommy said. "All day today is Sunday."

Molly began to sing: "I'm happy, I'm happy, I'm happy today; for Jesus is living in Heaven today."

Then she said, "I know what I will do when I grow up. I will sing in the choir and help tell people that Jesus is alive."

"You're doing a good job of that right now," said Daddy as he gave Molly a big hug.

Sing

Let's sing the happy song Molly was singing. (*Sing "I'm Happy Today" two times.*)


Pray

Prepare the children for prayer, then pray briefly, thanking God that Jesus is alive today. Ask children if any of them want to thank God.


Activity Time

Instructions

1. Copy resource 19-P20 (Jesus Lives) on white construction paper for each child. Cut off the strip with the angel. Cut out the angel and fold on the dotted line. Complete a sample project.



"I'm Happy Today"



Guided Play

Choose the activity or activities that work best for the children in your class. As the children play, take opportunities to reinforce the idea that we should praise the Lord for our bodies.

Option 1—Books and Puzzles

Instructions

1. Provide Easter books and puzzles, including the puzzle “Jesus Lives!” (available at RBPstore.org).
2. Allow children to look at the books and do the puzzles near the “tomb” that a teacher may have created for Sunday School. To make your own tomb, place a dark blanket or sheet on a card table or another small table so that the covering drapes onto the floor. You will use the tomb again in Story Time.

Conversation

Kyle, let’s look at this book about Jesus. Do you know where Jesus is today? Yes, He’s living in Heaven, and He loves you very much! Let’s do this puzzle that shows the angel telling the ladies that Jesus is alive.

Option 2—Play-Doh

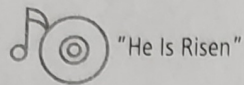
Instructions

1. Provide Play-Doh. Show the children how to create the shapes of a tomb and a stone: Divide the Play-Doh into two lumps, one large and one small. Make an indent in the large one to form the tomb’s entrance, and roll the other to look like a stone as wide and high as the tomb’s entrance.
2. Have the children roll the stone away from the tomb, saying, “Jesus is not here. He is risen. He is alive.”

Conversation

Long ago where Jesus lived, when a person died, that person’s body was put in a tomb, a place like a cave. Jesus was buried in a tomb. But he did not stay dead! He is alive!





2. Children color the tomb and stone.
3. Help each child glue the angel to a craft stick, leaving about half the stick for a handle.
4. Cut the slit in the stone where indicated. Children push the angel through the slit from the back so the angel appears to sit on the stone.
5. When the children have finished their projects, sing "He Is Risen." Use a paper clip to attach each child's angel to the paper for the trip home.

Conversation

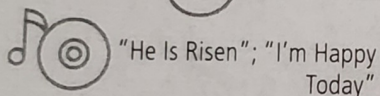
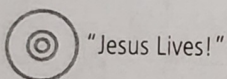
Do you remember what happened when the ladies went to Jesus' tomb? (*Show your completed project.*) The ladies saw an angel! (*Push the angel through the slit from the back so that it appears on top of the stone.*) The angel told the ladies, "Jesus is not here. He has risen." Jesus is alive!

Closing Time

Group Activity


Playact the Bible story, using the tomb from Guided Play, and repeat the action rhyme "Jesus Lives!" If time permits, sing "He Is Risen" and "I'm Happy Today."

Gather each child's belongings, including today's take-home card. As parents arrive, call their children from the group activity. Tell the children you will see them next week.



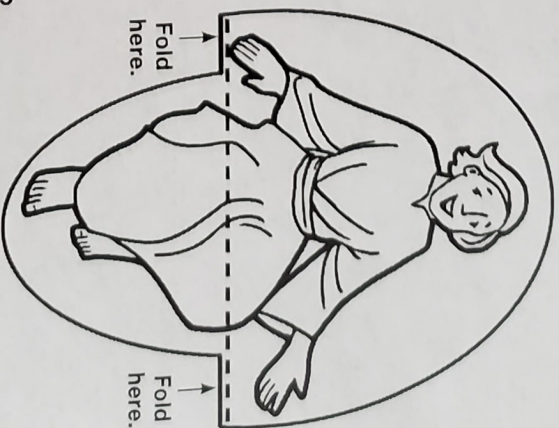
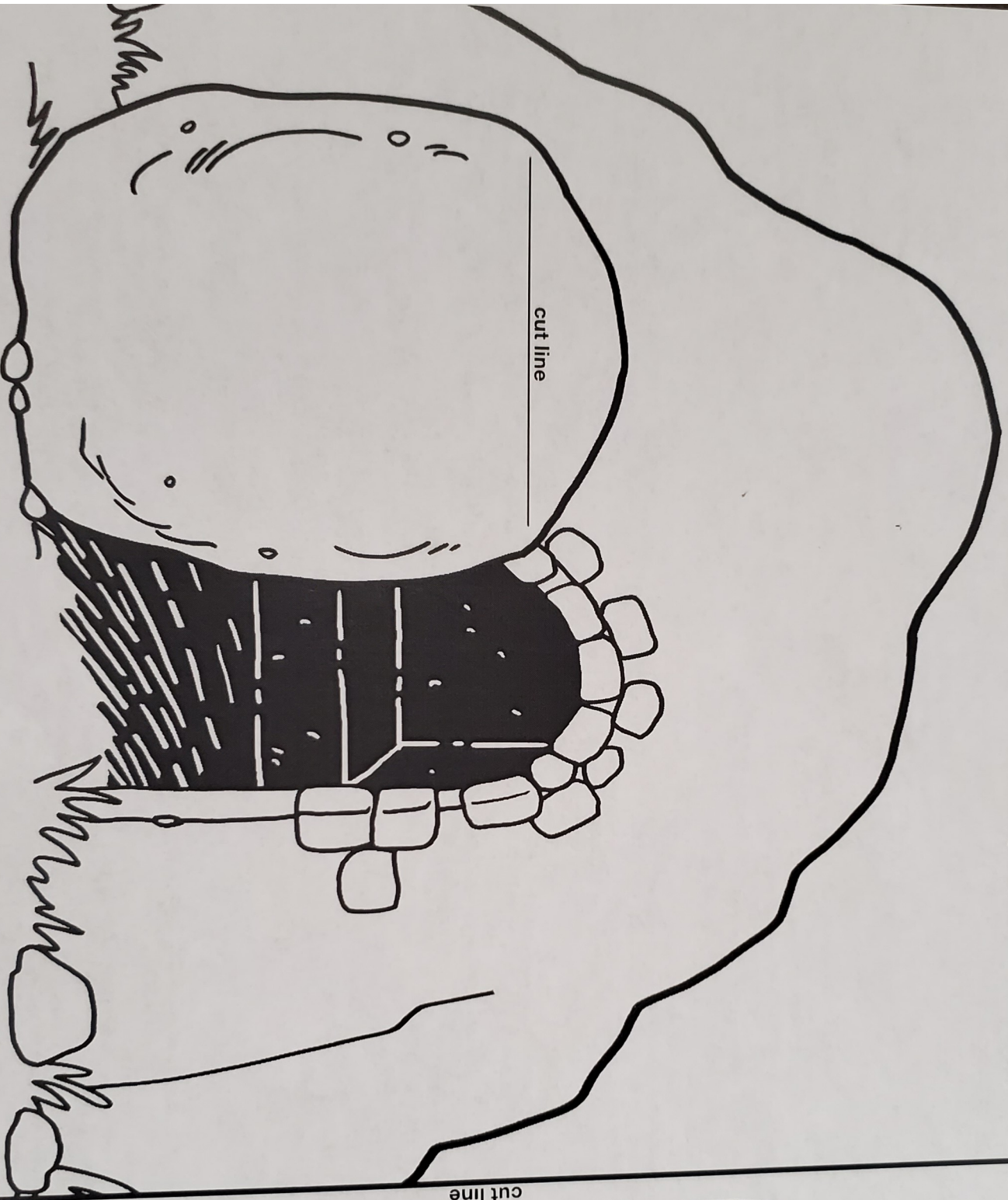
Partner with Parents

Encourage parents to use today's take-home card and the song on the student book sheet to reinforce the true meaning of Easter.



Jesus Lives!

The angel said, "He is not here: for he is risen" (Matthew 28:6).



Cut out angel.
Glue craft stick
here on back
of angel.

