

MAY 19, 2019

LESSON 12 | UNIT 4

# God Cared about Naaman

God's care

## Scripture Focus

2 Kings 5:1–5

## BuildUP Theme



DEVELOP LIFE SKILLS



UPLIFT OTHERS

God cares for us when we are sick.

## Measurable Student Response

Each child will begin to realize that God cares for him when he is sick or hurt.

## Memory Verse

"I will trust in [God]" (Psalm 56:3).

## Teacher Preparation

We do not know the age of the little maid in today's Bible story. Perhaps she was ten or eleven: old enough to help but young enough to be considered little. She was brave enough to confront her mistress about the crisis in the household, and she was confident that God could help. Never underestimate what a little child can do! Thank God for the opportunity to teach children.

During this week, read and meditate on these Scripture passages: 2 Kings 5:1–5; Proverbs 22:6; Matthew 19:13, 14.

## Snack Time

When you are sick, you may not feel like eating much. If your throat hurts, maybe your mommy or daddy makes cool Jell-O for you to eat. Today we will pretend we are sick and eat some Jell-O.

Choose one or two children to pass out napkins and plastic spoons. Give each child a cup of Jell-O and a small half-filled cup of juice or water. Talk about how God cares for us when we're sick. He helps parents and doctors know what to do.



## Guided Play

Choose the activity or activities that work best for the children in your class. As the children play, use the guided conversations to review the Bible story and Bible verse.

### Option 1—Books and Puzzles

#### Instructions

1. Provide books and puzzles about medical personnel and even going to a doctor's office or the hospital.
2. Read the books to the children and help them do the puzzles as you introduce or review today's Bible story.

#### Conversation

Sometimes Mommy or Daddy has to take you to the doctor. God helps the doctor know how to care for you. Let's read this book about a doctor. We can thank God for doctors, who take care of us.

### Option 2—Activity

#### Instructions


1. Invite a doctor or nurse to visit your classroom. Ask your guest to bring things such as a stethoscope, thermometer, tongue depressor, and rubber mallet.
2. Have your guest talk to the children about how he or she takes care of children and wants them to be well.

#### Conversation


Doctors and nurses take care of us when we're sick. Sometimes it feels scary to be sick or to go to the doctor's office. But God loves us even when we're sick, and He uses doctors and nurses to take care of us.



## Story Time



"I Know God Cares for Me"



19-12

### Sing

Sing "I Know God Cares for Me."

### Bible Story Review

#### *God Cared about Naaman (2 Kings 5:1-5)*

(Display picture 19-12 and briefly review the Bible story.) This big picture looks just like the little one you will take home. (Name), please come point to Naaman. Thank you! Where is the captain's wife? (Name), you may point to her. Who told the captain's wife about the man of God? Yes, the little maid. (Name), you may come point to her. Naaman decided to go see a man of God, who would help him get well. Next week we will find out what happened to Naaman after he found the man of God.

### Memory Builder

*"I will trust in [God]" (Psalm 56:3).*

It can be scary to be sick or go to the doctor's office. But we know God cares for us. When we are afraid, we need to trust God. That's what the Bible says! (Read from your open Bible.) "I will trust in [God]" (Ps. 56:3). We can trust God to care for us. This time when I say the verse, repeat the words with me. "I will trust" (repeat) "in [God]" (repeat). Let's do that again. (Have the children repeat the verse after you two more times.)

### Sing

Sing the following words to the tune "Ten Little Indians."

Captain Naaman was a sick man;  
Captain Naaman was a sick man;  
Captain Naaman was a sick man;  
But he learned God cared.

### Story

#### *Molly Has a Cold*

Molly could not go to Sunday School today. Let's find out what happened to her.

Use the Molly figure and vinyl clings 19-V15 (bathrobe) and 19-V17 (bowl of red Jell-O) as indicated.



"Aaaachooo!" Molly sneezed. (*Show Molly figure with bathrobe cling.*)  
"Mommy, I don't feel good," said Molly. "My throat hurts."

Mommy felt Molly's forehead and then took her temperature. (*Place thermometer cling on Molly's mouth.*) Mommy put the thermometer in Molly's mouth and took it out when it beeped.

"You don't have a fever, but you need to rest," Mommy said. "I think we'd better stay home from church today. You can go back to bed, and I'll check on you in a little while."

Molly snuggled into her bed and then sneezed again. "Aaaachooo!"

"I think you need some tissues," Mommy said.

Mommy brought Molly a box of tissues to keep by her bed.

Molly went back to sleep. As soon as she woke up, she called to her mommy. Her throat still hurt.

"I have something cool for you to eat," said Mommy. "This Jell-O will make your throat not hurt so much." (*Add bowl of red Jell-O cling to Molly's hand.*) "When you finish eating, I have a surprise for you."

Molly ate her Jell-O and then handed the bowl to her mommy. (*Remove bowl.*) "What's the surprise?" Molly asked.


"Daddy brought home your Bible story card from Sunday School."

Molly sat on Mommy's lap while Mommy read the Bible story to her.

"I'm glad God cares about me when I'm sick," said Molly. "And I'm glad you are taking care of me too."

### Sing

Sing "I'll Trust in God."



"I'll Trust in God"

### Pray

Thank God for His loving care. Thank Him for family and friends and doctors and nurses who help us when we're sick.

## Activity Time

### Instructions

1. Recite the action rhyme "Johnny."
2. Distribute copies of resource 19-P27 (child and bike) and have the children color the picture. When the children finish coloring, give each child an adhesive bandage to stick on Johnny's knee.



"Johnny"





## Conversation

Here is a picture of Johnny. What do you think happened? Johnny looks sad. But his mommy and daddy will take care of him. What things do you think his mommy and daddy will do to take care of him?

## Closing Time

### Group Activity

Show children the pictures on the bulletin board of ways God helps us when we're sick (e.g., ambulance, nurse, doctor, hospital, pharmacist, medicine, bandages). Talk about the pictures (e.g., "God helps the doctor or nurse know what to do for you").

Sing the following song about Naaman to the tune "Ten Little Indians."

Captain Naaman was a sick man;  
Captain Naaman was a sick man;  
Captain Naaman was a sick man;  
But he learned God cared.

The teacher who is at the door should have each child's belongings and take-home card collected when the parents arrive. Let the children know you were glad to have them in church today.



### Partner with Parents

Encourage parents to read the story on the take-home card to their children.







